

McDonald's (NYS: MCD) | Public Company Profile

General Information

Description

McDonald's generates revenue through company-owned restaurants, franchise royalties, and licensing pacts. Restaurants offer a uniform value-priced menu with some regional variations. As of June 2019, there were roughly 38,100 locations in 120 countries: 35,500 franchisee/affiliate units and 2,600 company units. After reorganizing the company into segments based on the maturity and competitive position of its different markets, refranchising 4,000 locations, and eliminating \$500 million in net annual SG&A expenses the past several years, the company is focused on "velocity growth accelerators" such as an Experience of the Future layout (counter, kiosk, web ordering and table service/curbside delivery), mobile ordering and payments, and delivery alternatives.

Most Recent Financing Status (as of 23-May-2017)

The company underwent an initial public offering on New York Stock Exchange under the symbol MCD on April 21, 1965. Shares were sold at a price of \$22.5 per share.

Entity Types	Public Company Acquirer	Year Founded	1955
Website	www.mcdonalds.com	Domicile	United States
Also Known As	Micky D's	Universe	Publicly Listed
Legal Name	McDonald's Corporation	Primary Industry	Restaurants and Bars
Business Status	Profitable	Other Industries	Food Products, Internet Retail
Ownership Status	Publicly Held	Verticals	E-Commerce, TMT
Financing Status	Corporation	GECS Sector	Consumer Cyclical
		GECS Industry Group	Restaurants
		NAICS Sector	(72) Accommodation and Food Services
		NAICS Industry	(722513) Limited-Service Restaurants
		SIC Code	(5812) Retail-eating places
		Employees	210,000

Contact Information

Primary Contact

[Holger Beeck](#)

Board Member & Chief Executive Officer

Phone: +1 (800) 244-6227

Primary Office

Department 282

2915 Jorie Boulevard

Oak Brook, IL 60523





United States

Phone: +1 (800) 244-6227

Top 5 Similar Companies

#	Name	Competitor	Financing Status	HQ Location	Growth Rate	Size Multiple	Last Financing Date/Type	Last Financing Amount
1	Restaurant Brands International	✓	Formerly PE-Backed	Oakville, Canada	8.45%	33.10x	2019/2ndary - Open	\$3.04B
2	Domino's Pizza	✓	Formerly PE-Backed	Ann Arbor, MI	0.70%	6,551.21x	PIPE	
3	Chipotle Mexican Grill	✓	Formerly PE-Backed	Denver, CO	0.09%	1,508.44x	2016/2ndary - Open	\$1.20B
4	Taco Bell	✓	Corporation	Irvine, CA	0.47%	3,432.19x		
5	Starbucks	✓	Formerly VC-backed	Seattle, WA	0.32%	28,777.64x	1992/IPO	\$451.50M

Comparisons

	 McDonald's	 Restaurant Brands International	 Domino's Pizza	 Chipotle Mexican Grill
Description	Operator of a fast-food restaurant chain created to serve American-style hamburgers and related foods.	Operator of quick service restaurants intended to serve food products.	Owner and operator of chain of restaurants.	Operator of a chain of fast-food restaurants.
Primary Industry	Restaurants and Bars	Restaurants and Bars	Restaurants and Bars	Restaurants and Bars
HQ Location	Oak Brook, IL	Oakville, Canada	Ann Arbor, MI	Denver, CO
Employees	210000 2018	6000 2018	14500 2018	80000 2019
Total Raised		\$10.44B	\$131.25M	\$133.33M
Post Valuation	-	\$3.00B 01-Jan-2017	\$961.15M 13-Jul-2004	\$12.11B 24-Aug-2016
Last Financing Details	Undisclosed amount 1965/IPO	\$3.04B 2019/Secondary Transaction - Open Market	Undisclosed amount PIPE	\$1.20B 2016/Secondary Transaction - Open Market

Current Team (17)

Name	Title	Board Seats	Office	Phone	Email
John Betts	Chief Executive Officer & President, McDonald's Restaurants of Canada		Oak Brook, IL	+1 (800) 244-6227	john.betts@us.mcd.com

Holger Beeck	Board Member & Chief Executive Officer	1	Oak Brook, IL	+1 (800) 244-6227	
Stephen Easterbrook	Chief Executive Officer & Board Member	2	Oak Brook, IL	+1 (800) 244-6227	steve.easterbrook@us.mcd.com
Kevin Ozan	Chief Financial Officer & Executive Vice President		Oak Brook, IL	+1 (800) 244-6227	kevin.ozan@us.mcd.com
Daniel Henry	Chief Information Officer & Executive Vice President		Oak Brook, IL	+1 (800) 244-6227	daniel.henry@us.mcd.com
Silvia Lagnado	Chief Marketing Officer & Executive Vice President		Oak Brook, IL	+1 (800) 244-6227	silvia.lagnado@us.mcd.com
Alistair Macrow	Chief Marketing Officer & Corporate Vice President, International Operated Markets		Oak Brook, IL	+1 (800) 244-6227	alistair@mcdonalds.co.uk
Vikram Bakshi	Director	1	Oak Brook, IL	+1 (800) 244-6227	v.bakshi@mcdonalds.co.uk
David Fairhurst	Executive Vice President & Executive		Oak Brook, IL	+1 (800) 244-6227	david.fairhurst@us.mcd.com
Robert Gibbs	Executive Vice President & Executive	1	Oak Brook, IL	+1 (800) 244-6227	robert.gibbs@us.mcd.com
Francesca DeBiase	Executive Vice President		Oak Brook, IL	+1 (800) 244-6227	francesca.debiase@us.mcd.com
Richard Evans	Head of Talent, Education and Diversity		Oak Brook, IL	+1 (800) 244-6227	
Sylvia Davis	Corporate Development Manager		Oak Brook, IL	+1 (800) 244-6227	sylvia.davis@us.mcd.com
Brian Potempa	Senior Director - Global Franchising Lead - Asia		Oak Brook, IL	+1 (800) 244-6227	brian.potempa@us.mcd.com

Lucy Brady	Senior Vice President, Corporate Strategy and Business Development		Oak Brook, IL	+1 (800) 244-6227	lucy.brady@us.mcd.com
Karen Wells	Vice President, Nutrition and Strategy		Oak Brook, IL	+1 (800) 244-6227	karen.wells@us.mcd.com
Atul Sood	Director, Business Development	1	Oak Brook, IL		atul@kitchenunited.com

Current Board Members (9)

Name	Title	Representing	Role	Since	Phone	Email
Enrique Hernandez Jr.	Chairman & Board Member		Chairman & Board Member	Jan 1996	+1 (925) 842-1000	enrique.hernandez@icsecurity.com
Holger Beeck	Board Member & Chief Executive Officer	McDonald's	Board Member & Chief Executive Officer	Jan 1984	+1 (800) 244-6227	
John Mulligan	Board Member		Board Member	Jan 2015	+1 (800) 440-0680	john.mulligan@target.com
Lloyd Dean	Board Member		Board Member	Jan 2015		lloyd.dean@commonspirit.org
Miles White	Board Member		Board Member	Jan 2009	+1 (224) 667-6100	mwhite@abbott.com
Richard Lenny	Board Member		Board Member	Jan 2005	+1 (224) 661-8870	richard.h.lenny@itw.com
Robert Eckert	Board Member	Self	Board Member	Jan 2003	+1 (415) 402-2100	reckert@fflpartners.com
Sheila Penrose	Board Member		Board Member	Jan 2006	+1 (312) 228-2500	sheila.penrose@jll.com

Stephen Easterbrook	Chief Executive Officer & Board Member	McDonald's	Chief Executive Officer & Board Member	Jan 1993	+1 (800) 244-6227	steve.easterbrook@us.mcd.com
-------------------------------------	--	----------------------------	--	----------	-------------------	--

Deal History (1)

#	Deal Type	Date	Amount	Status	Stage
1.	IPO	21-Apr-1965		Completed	Generating Revenue

† Indicates an Add-On
E Estimated

Deal #1: IPO, Completed; 21-Apr-1965

Deal Types	IPO	Financing Status	Corporation	Site	Oak Brook, IL
Deal Status	Completed	Financing Source	Public Investment	Business Status	Generating Revenue
Deal Date	21-Apr-1965				

Deal Synopsis

The company underwent an initial public offering on New York Stock Exchange under the symbol MCD on April 21, 1965. Shares were sold at a price of \$22.5 per share.

‡ Not necessarily a summation of individual debt figures
** Does not include grant funding
E Estimated

IPO Information

Current Registration Status	Completed
Current Registration Status Date	21-Apr-1965
Ticker Symbol	MCD
Exchange	New York Stock Exchange
Price Per Share	\$22.50

Stock Info

Type of Stock	Common
Price Per Share	\$22.50 ^E

E Shares Sought and Price Per Share calculated using the Weighted Average Method

Service Providers

General Service (42)

Service Provider Name	Service Provided	Comments	
4iNNO	Consulting		
Alexa Capital	Advisor: General		
Alliant Partners	Advisor: General		
Barnes & Thornburg	Legal Advisor		
Blake & Partners	Consulting		
Blaylock Van	Debt Financing		
Boyanov & Company	Legal Advisor		
Brand X Research	Consulting		
Cicero Group	Advisor: General		
Citigroup Global Markets	Debt Financing		
Daversa Partners	Consulting		
Fitzpatrick Lentz & Bubba	Legal Advisor		
Ice Miller	Legal Advisor		
J.P. Morgan Securities	Debt Financing		
KMK Law	Legal Advisor		
Lebenthal Holdings	Debt Financing		
Loop Capital Markets	Debt Financing	End Date:	02-Dec-2015
Mattson	Consulting		
McMillanDoolittle	Advisor: General		
Merrill Lynch Pierce Fenner & Smith	Debt Financing		
Mizuho Securities	Debt Financing		
Morgan Stanley	Debt Financing		
MUFG Securities EMEA plc	Debt Financing		
Nilan Johnson Lewis	Legal Advisor		
Pacific Management Consulting Group	Consulting		
Pedersen & Partners	Consulting		

RBC Capital Markets	Debt Financing
RCS Real Estate Advisors	Advisor: General
Reilly Partners	Consulting
Samuel A. Ramirez & Company	Debt Financing
Société Générale	Debt Financing
SunTrust Robinson Humphrey	Debt Financing
Telsey Advisory Group	Advisor: General
The Audible Group	Consulting
The Goldman Sachs Group	Debt Financing
The Jurists	Legal Advisor
The Mentor Group	Advisor: General
The Shepherd Group (PR)	Advisor: Communications
The Williams Capital Group	Debt Financing
U.S. Bancorp	Debt Financing
Usertribe	Consulting
Wells Fargo Securities	Debt Financing

Last 10 Investments | Buy Side

Company Name	Deal Date	Deal Type	Deal Size	Co-Investors	Company Stage	Industry	Lead Partner
Apprente	10-Sep-2019	Merger/Acquisition			Generating Revenue	Automation/Workflow Software	Stephen Easterbrook
Dynamic Yield	24-Apr-2019	Merger/Acquisition	\$327.00M		Generating Revenue	Media and Information Services (B2B)	Sylvia Davis
Plexure	01-Apr-2019	PIPE	\$3.70M		Generating Revenue/Not Profitable	Media and Information Services (B2B)	Stephen Easterbrook
ConnXus	21-May-2018	Early Stage VC (Series A1)	\$2.00M	5	Generating Revenue	Application Software	
Connaught Plaza Restaurants	12-Sep-2017	Merger/Acquisition			Generating Revenue	Restaurants and Bars	

^x Pret A Manger	31-Jan-2001	Corporate	\$73.77M		Profitable	Food Products	Claire Babrowski
^x Savista	19-Sep-2000	PE Growth/Expansion		1	Profitable	BPO/Outsource Services	
^x Boston Market	26-May-2000	Merger/Acquisition	\$176.20M		Generating Revenue	Restaurants and Bars	Karen Wells
^x food.com	09-Mar-2000	Later Stage VC (Series E)	\$80.00M	10	Generating Revenue	Social/Platform Software	
Chipotle Mexican Grill	01-Jan-2000	Merger/Acquisition			Profitable	Restaurants and Bars	Jack Greenberg JD

† Indicates an Add-On
E Estimated
x Investor Exited Deal

Affiliates

Subsidiaries (4)

Name	Industry	Location	Year Founded
Chipotle Mexican Grill	Restaurants and Bars	Denver, CO	1993
McDonald's Ventures	Corporate Venture Capital	Oakbrook Terrace, IL	
Dynamic Yield	Media and Information Services (B2B)	Tel Aviv, Israel	2011
McDonald's Franchisee 401(k) Plan	Corporate Pension	Wenatchee, WA	2004

Market Information

Competition

The company's competitors include [Restaurant Brands International](#), [Domino's Pizza](#), [Chipotle Mexican Grill](#), [Starbucks](#), [Taco Bell](#)

Financials

Key Metrics (TTM)	12 Months Ending Jun 2019 Start: 30-Jun-2018 End: 30-Jun-2019	12 Months Ending Mar 2019 Start: 31-Mar-2018 End: 31-Mar-2019	12 Months Ending Dec 2018 Start: 31-Dec-2017 End: 31-Dec-2018	12 Months Ending Sep 2018 Start: 30-Sep-2017 End: 30-Sep-2018
Amounts in thousands, USD (except Ratios, Multiples & per share items)				
Income Statement				
Total Revenue	20,829,300	20,841,900	21,025,200	21,202,400
Gross Profit	10,884,600	10,794,600	10,786,000	10,754,800
Total Operating Profit/(Loss)	8,727,400	8,628,400	8,585,800	8,546,800

Earnings Before Interest, Tax, Depreciation, & Amortization (EBITDA)	10,337,600	10,281,200	10,275,300	10,352,800
Earnings Before Interest and Tax (EBIT)	8,792,600	8,769,500	8,793,300	8,907,000
Net Income from Continuing Operations	5,897,900	5,877,300	5,924,300	5,207,700
Net Income Available to Common Stockholders	5,897,900	5,877,300	5,924,300	5,207,700
Normalized Income	5,962,898	5,876,467	5,856,080	5,045,111
Diluted EPS from Continuing Operations	7.61	7.54	7.54	6.61
Normalized Diluted EPS	7.69	7.54	7.45	6.40
Diluted Weighted Average Shares Outstanding	774,200,000	778,825,000	785,600,000	792,325,000
Dividend per Share	4.49	4.34		4.04
Balance Sheet				
Total Current Assets	3,915,400	4,964,400	4,053,200	5,553,100
Net Property, Plant and Equipment	36,027,000	35,608,700	22,842,700	22,613,600
Total Non-Current Assets	42,284,400	41,502,200	28,758,000	28,500,600
Total Assets	46,199,800	46,466,600	32,811,200	34,053,700
Total Current Liabilities	3,240,000	3,379,600	2,973,500	3,626,700
Total Non-Current Liabilities	49,768,600	49,637,900	36,096,100	37,219,600
Total Liabilities	53,008,600	53,017,500	39,069,600	40,846,300
Total Equity	(6,808,800)	(6,550,900)	(6,258,400)	(6,792,600)
Equity Attributable to Parent Stockholders	(6,808,800)	(6,550,900)	(6,258,400)	(6,792,600)
Total Debt	45,293,100	45,289,400	31,075,300	31,895,200
Total Shares Outstanding (TSO)	763,556,377	763,494,138	767,100,000	775,800,409
Working Capital	675,400	1,584,800	1,079,700	1,926,400
Cash Flow				
Cash Flow from Operating Activities, Indirect	7,928,800	7,342,100	6,966,700	6,564,400
Cash Flow from Investing Activities	(3,276,500)	(2,867,300)	(2,455,100)	(2,175,200)
Cash Flow from Financing Activities	(5,054,600)	(4,422,700)	(5,949,600)	(4,385,500)
Change in Cash	(402,300)	52,100	(1,438,000)	3,700
Capital Expenditure (Calc)	2,690,700	2,704,200	2,741,700	2,508,300
Issuance of/(Payments for) Common Stock, Net	(4,031,100)	(4,570,900)	(5,207,700)	(5,029,100)
Cash Dividends Paid	(3,442,100)	(3,345,200)	(3,255,900)	(3,165,200)
Cash and Cash Equivalents, Beginning of Period	1,623,500	2,468,000	2,463,800	2,671,200
Cash and Cash Equivalents, End of Period	1,134,500	2,289,100	866,000	2,574,500

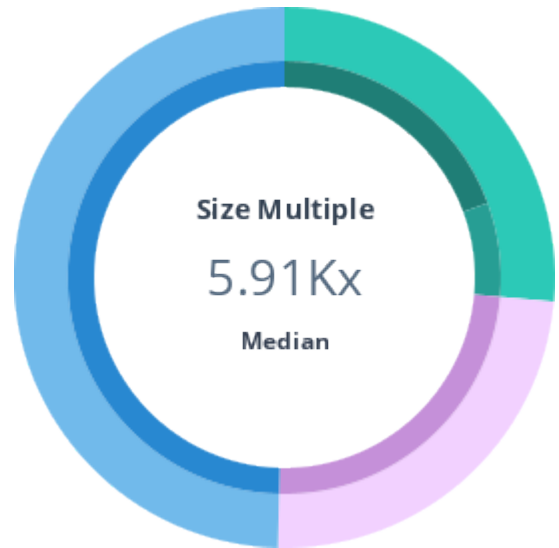
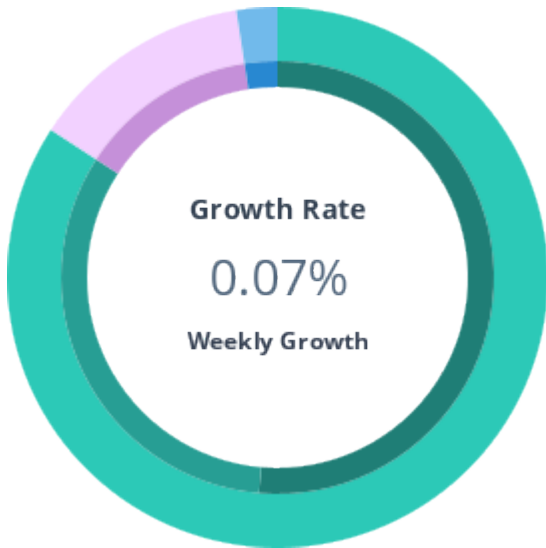
Ratios				
EBITDA Margin	49.63%	49.33%	48.87%	48.83%
Revenue % Growth	-3.51%	-6.47%	-7.87%	-9.81%
EBITDA % Growth	-5.79%	-6.37%	-5.31%	-3.48%
EBIT % Growth	-7.90%	-8.45%	-7.32%	-4.50%
Net Income from Continuing Operations Sequential % Growth	0.35%	-0.79%	13.76%	-4.52%
Net Income Available to Common Stockholders Sequential % Growth	0.35%	-0.79%	13.76%	-4.52%
Current Ratio	1.21	1.47	1.36	1.53
Quick Ratio	0.98	1.27	1.11	1.33
Total Asset Turnover	0.54	0.58	0.63	0.64
Normalized Return on Assets	15.51%	16.35%	17.52%	15.12%
Normalized Return on Invested Capital	22.19%	23.73%	25.88%	22.19%
Multiples*				
Stock Price	207.66	189.90	177.57	167.29
Market Cap	158,560,117	145,333,761	136,890,533	129,783,650
Enterprise Value	201,560,417	175,543,061	166,211,233	159,140,050
Enterprise Value to Revenue	9.67	8.35	7.84	7.37
Enterprise Value to EBIT	22.98	19.96	18.66	16.67
Enterprise Value to EBITDA	19.60	17.08	16.05	14.50
Price to Earnings	27.54	25.19	26.86	24.49
Forward Price to Earnings	25.89	23.68	22.14	21.59
Price to Cash Flow (PCF)	21.43	20.05	19.22	19.55
Data Origination				
Preliminary	No	No	No	No
Original	No	No	No	No
Restated	Yes	Yes	Yes	Yes
Calculated	Yes	Yes	Yes	Yes

Public Fundamental Data provided by Morningstar, Inc.
*Best known TTM financials and price as of the period end date.

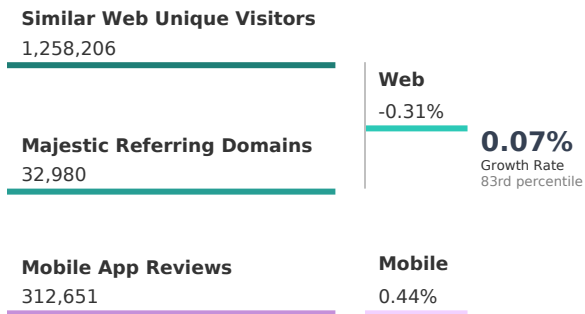
Financial amounts in Thousands, USD
Stock Price is in USD

Signals Summary

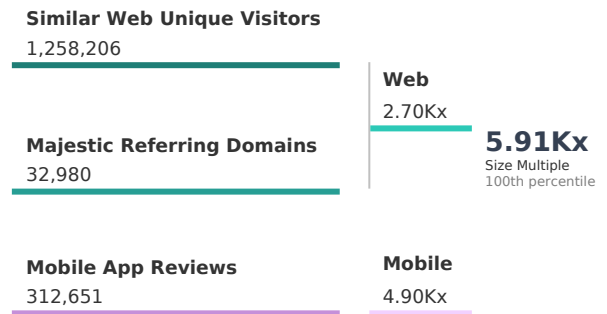
This company has a weekly growth rate of 0.07%, placing it in the 83rd percentile of all growth rates tracked within PitchBook. Its underlying data points generate a size multiple that is 5.91Kx times larger than the median of all size multiples tracked within PitchBook, placing it in the 100th percentile of all size multiples tracked within PitchBook.



Growth Rate Summary (Weekly)



Size Multiple Summary (x Median)

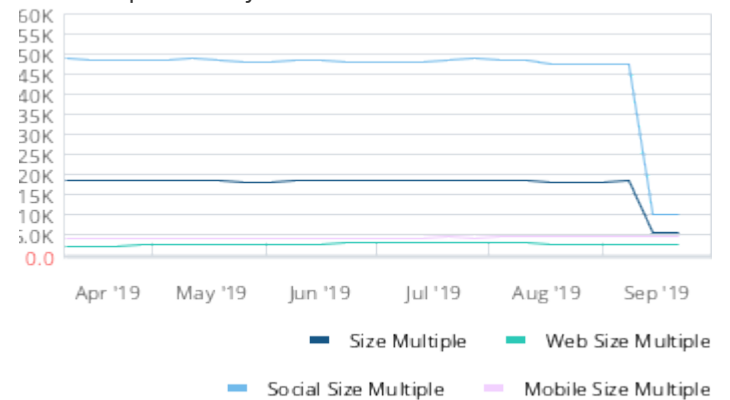


Signals History

Growth Rate History

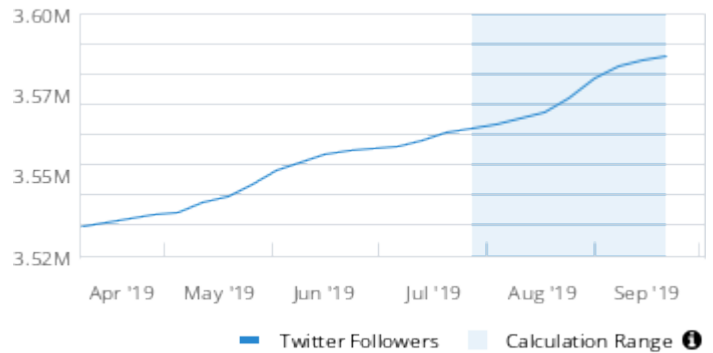


Size Multiple History



Social Media Signals

Twitter Followers 3,585,872



Metric	McDonald's	All Companies Average
Twitter Followers	3,585,872	12,211
Growth Rate	0.08%	0.10%
Growth Rate Percentile	74th	43rd
Size Multiple	10.1Kx	35.0x
Size Multiple Percentile	100th	50th

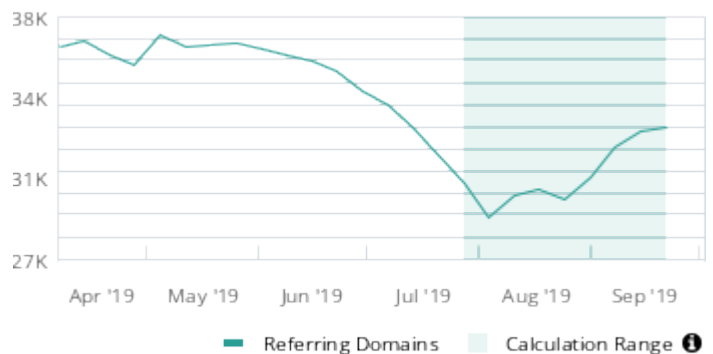
Web Signals

SimilarWeb Unique Visitors 1,258,206



Metric	McDonald's	All Companies Average
SimilarWeb Unique Visitors	1,258,206	10,499
Growth Rate	-1.69%	0.04%
Growth Rate Percentile	11th	28th
Size Multiple	3.96Kx	40.8x
Size Multiple Percentile	100th	50th

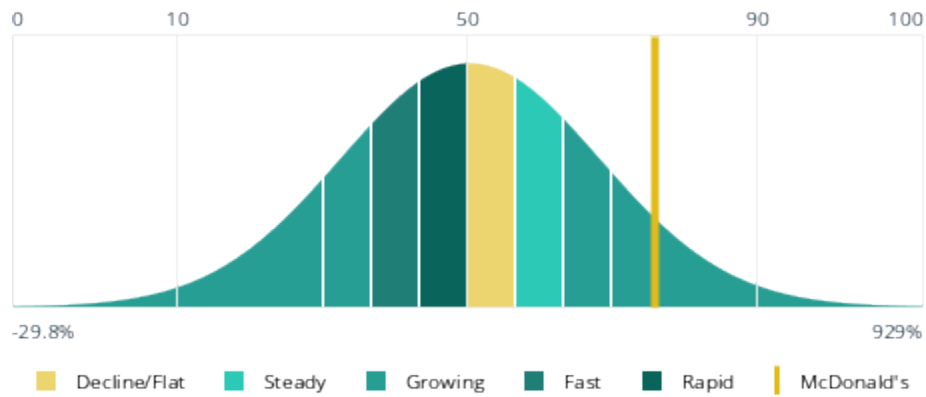
Majestic Referring Domains 32,980



Metric	McDonald's	All Companies Average
Majestic Referring Domains	32,980	252
Growth Rate	1.08%	0.08%
Growth Rate Percentile	95th	20th
Size Multiple	1.43Kx	11.1x
Size Multiple Percentile	100th	50th

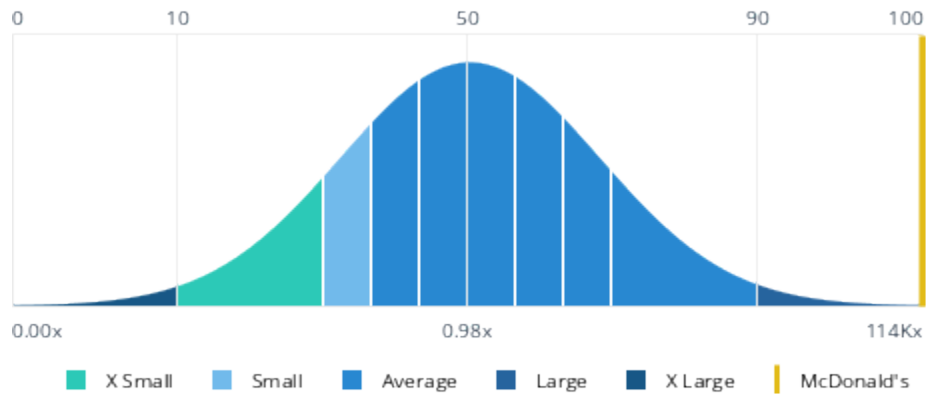
Ranking And Distribution

Weekly Growth 0.07%, 83rd %ile



Percentile	Min Rate	Max Rate	Avg. Rate
0-10	-29.8%	-0.05%	-1.13%
10-20	-0.04%	0.00%	0.00%
20-30	-	-	-
30-40	-	-	-
40-50	-	-	-
50-60	-	-	-
60-70	-	-	-
70-80	0.01%	0.03%	0.02%
80-90	0.04%	0.39%	0.16%
90-100	0.40%	929%	1.74%

Size Multiple 5.91Kx, 100th %ile



Percentile	Min Size	Max Size	Avg. Size
0-10	0.00x	0.13x	0.08x
10-20	0.14x	0.26x	0.21x
20-30	0.27x	0.43x	0.36x
30-40	0.44x	0.65x	0.55x
40-50	0.66x	0.97x	0.81x
50-60	0.98x	1.48x	1.21x
60-70	1.49x	2.35x	1.88x
70-80	2.36x	4.25x	3.16x
80-90	4.26x	11.2x	6.86x
90-100	11.2x	114Kx	133x

Employee Signals

Company	Employee Count	Growth Rate	Growth Percentile	Size Multiple	Size Percentile
McDonald's	210,034	-	-	-	-
All Companies Average	2,659	0.13%	48th	14.2x	50th

Mobile Signals

Primary Mobile App

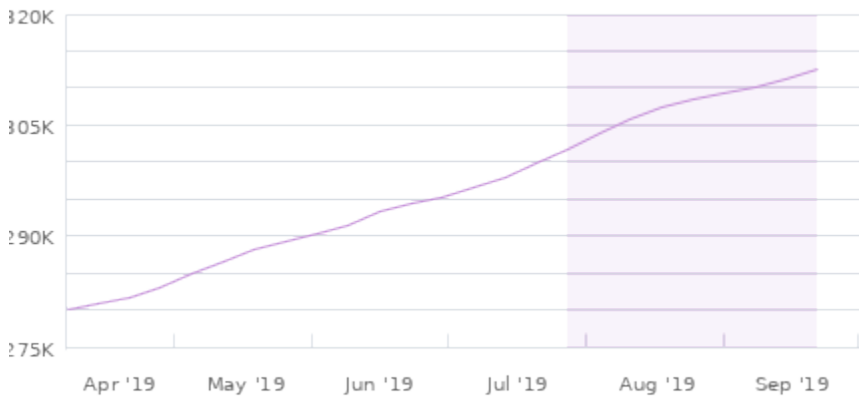


McDonald's ★★★★★

Category: Food & Drink, Utilities Price: Free

This App is going to change the way you experience McDonald's®. Just tap "install" to receive exclusive McDonald's coupons, offers and more! It's as simple as that! Bring the App to a nearby participating McDonald's and redeem your meal deal. Mobile Order & PayPick a McDonald's deal, and then pick up your meal at participating McDonald's. Mobile Order and Pay lets you create your next McDonald's® order in just a few taps and swipes. With Curbside, Counter and Drive Thru Pickup available, you can enjoy your McDonald's meal quickly! Exclusive Deals and App Offers Enjoy App-exclusive offers and food deals that are as delicious as your meal. Save Your Favorites Customize & save your favorite foods to reorder with ease. Restaurant Locator Where are you going when McNuggets® call your name? Open the map and find McDonald's store hours and a location near you! Download the McDonald's App and register today to get more out of your meals at McDonald's! Must be 13+. Data rates may apply. Prices and participation may vary. Offers available only at participating restaurants. Check www.mcdonalds.com/us/en-us/... for Terms and Conditions and more information. ©2019 McDonald's

Mobile Reviews 312,651



— Mobile Reviews ■ Calculation Range

Mobile Rating

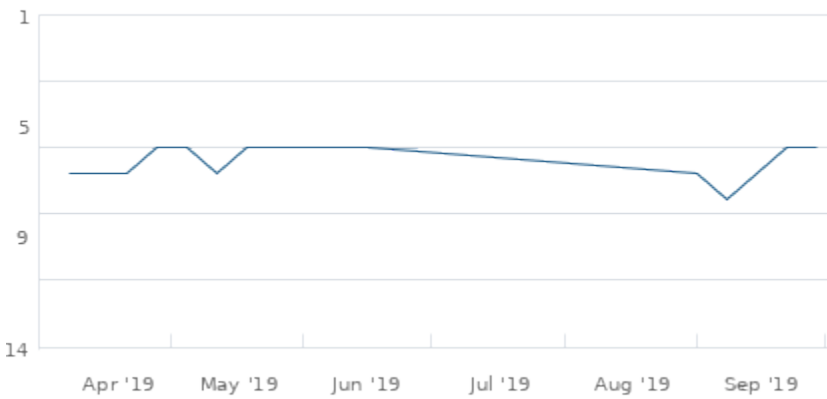


■ iOS Rating

Company	Mobile Reviews	Growth Rate	Growth Percentile	Size Multiple	Size Percentile
McDonald's	312,651	0.44%	56th	4.90Kx	100th
All Companies Average	14,708	0.93%	45th	247x	50th

Today's Chart Ranking

Food & Drink (Top Free Applications) 6th



■ Mobile Ranking

Other Mobile Apps



McDonald's Finder ★★★★★

Category: Food & Drink, Entertainment Price: Free

The McDonald's Finder app helps find and enjoy your limited-time faves, from the McRib and the Shamrock Shake to the next big thing in what's delicious. McRib Season is back, and this year, things are getting even saucier! Use the app to find a McRib at a participating McDonald's near you and even order one through McDelivery with Uber Eats, while supplies last (where available). Ready to show your saucy side? Check out the in-app camera with stickers and AR (requires iPhone X or later). Ready to take the McRib to friends? Share your creations to your Instagram Story and check out stickers in both iMessage and FaceTime. Legal Stuff: Must be 13+. Data rates may apply. Prices and participation may vary. McRib available only at participating restaurants for a limited time.

Company signals data was calculated against 859954 companies within all companies.

Company Signals Population: Company Signals data is tracked for active companies (i.e. have not gone out of business) that haven't been exited from VC, PE, or Incubator/Accelerator. Social media presence is tracked only for companies that have a Twitter account; web presence is tracked only for companies whose websites are tracked by SimilarWeb and Majestic.

News

[Dow Jones-Mover: Walgreens Boots Alliance, McDonalds, Intel, DOW, Caterpillar, Apple, Verizon, Procter & Gamble, Pfizer und Merck Co.](#)

Dow Jones-Mover: Walgreens Boots Alliance McDonalds Intel DOW Caterpillar Apple Verizon Procter & Gamble Pfizer und Merck Co. SK last day L&S- Indikation Alliance WBA 49.56 30.09. 50.88/ 50.97 2.76% 15:42:49 Intel INL 46.88 47.81/ 47...

Boerse-Social | 01-Oct-2019

Tagged entities: [McDonald's](#), [Apple](#), [Caterpillar](#), [Intel](#), [Pfizer](#), [Procter & Gamble](#), [Walgreens Boots Alliance](#)

[McDonald's Corp \(NYSE:MCD\) Receives \\$222.52 Average Price Target from Analysts](#)

McDonald's Corp (NYSE:MCD) Receives \$222.52 Average Price Target from Analysts

Daily Political | 30-Sep-2019

Tagged entities: [McDonald's](#), [New York Stock Exchange](#)

[Stephens Analysts Give McDonald's \(NYSE:MCD\) a \\$230.00 Price Target](#)

Stephens Analysts Give McDonald's (NYSE:MCD) a \$230.00 Price Target

Daily Political | 30-Sep-2019

Tagged entities: [McDonald's](#), [McDonald's Holdings Company \(Japan\)](#), [New York Stock Exchange](#), [Stephens](#)

[Meat-free McDonald's burgers started rolling out today](#)

You know that a trend has officially gone mainstream when it arrives at McDonald's, which is exactly where the plant-based Beyond Meat burger landed this week. As the fast-food chain announced last week, it will begin a 12-week test on Monday ...

Yahoo | 30-Sep-2019

Tagged entities: [McDonald's](#)

[DoorDash Is Giving Away 1 Million 1 Cent Big Mac® Sandwiches And \\$1 Million In Cash With McDonald's](#)

SAN FRANCISCO, Sept. 30, 2019 /PRNewswire/ -- DoorDash, the nation's largest on-demand destination for door-to-door delivery, is celebrating the nationwide...

PR Newswire-General | 30-Sep-2019

Tagged entities: [McDonald's](#), [DoorDash](#)

McDonald's starts selling its Beyond Meat-based "P.L.T." sandwich in Canada

McDonald's starts selling its Beyond Meat-based P.L.T. sandwich in Canada

TechCrunch | 30-Sep-2019

Tagged entities: [McDonald's](#)

McDonald's relaunches online food ordering service in North and East India

CPRL, which is now wholly-owned by McDonald's, after its estranged partner Vikram Bakshi transferred his share in the joint venture to the US-based firm, operates 160 stores.

Financial Express | 30-Sep-2019

Tagged entities: [McDonald's](#)

You can now apply for a job at McDonald's using Alexa and Google Assistant

McDonald's Corporation has announced that devices featuring Alexa and Google Assistant can now help with the first step of applying for a job at the fast-food giant. The voice-initiated process, which is called McDonald's Apply Thru, is part of th...

TechSpot | 30-Sep-2019

Tagged entities: [McDonald's](#)

Meatless Monday goes more mainstream as McDonald's explores meat-free burger

In a year of skyrocketing increases in new plant-based products on restaurant menus and grocery stores' shelves, more options are being added.

USA Today | 30-Sep-2019

Tagged entities: [McDonald's](#)

McDonald's finally takes a nibble of the meatless burger with its PLT

McDonald's is late to the plant-based game, testing Beyond Meat burgers in Canada.

Stuff NZ | 29-Sep-2019

Tagged entities: [McDonald's](#)

Victory Capital Management Inc. Has \$27.36 Million Stake in Mcdonald's Corp (NYSE:MCD)

Victory Capital Management Inc. Has \$27.36 Million Stake in Mcdonald's Corp (NYSE:MCD)

Daily Political | 28-Sep-2019

Tagged entities: [McDonald's](#), [New York Stock Exchange](#), [Victory Capital Management](#)

McDonald's tests Beyond Meat's meatless meat

McDonald's tests Beyond Meat's meatless meat

Archyworldys | 28-Sep-2019

Tagged entities: [McDonald's](#)

Bulls And Bears Of The Week: Apple, Netflix, McDonald's, Visa, More

Benzinga has examined the prospects for many investor favorite stocks over the past week. Bullish calls included a payments giant, a leading pharmaceutical and a toymaker. Bearish...

Benzinga | 28-Sep-2019

Tagged entities: [McDonald's](#), [Apple](#), [Netflix](#), [Visa](#)

[**A scuffle at McDonald's and a police officer's hunch: The solving of Dimetrius Pairama's murder**](#)

If a scuffle at McDonald's had never broken out, Dimetrius Pairama's murder may have gone unnoticed.

Stuff NZ | 28-Sep-2019

Tagged entities: [**McDonald's**](#)

[**The CEO of Quinix went from flipping burgers at McDonald's in Sweden to landing McDonald's as a customer — here's the pitch deck he used to raise \\$40 million**](#)

Quinix, the Sweden-based workplace management software maker, has launched in the US. Here's the pitch deck it used to raise \$40 million.

Business Insider | 28-Sep-2019

Tagged entities: [**McDonald's**](#), [**Quinix**](#)

[**What McDonald's new US marketing model means for agencies, holding companies, and big advertisers**](#)

McDonald's dropped holding company Omnicom for a big chunk of its advertising. This could signal a shift in the industry equation.

Business Insider | 28-Sep-2019

Tagged entities: [**McDonald's**](#)

[**Wimmer Associates 1 LLC Sells 805 Shares of Mcdonald's Corp \(NYSE:MCD\)**](#)

Wimmer Associates 1 LLC Sells 805 Shares of Mcdonald's Corp (NYSE:MCD)

Daily Political | 27-Sep-2019

Tagged entities: [**McDonald's**](#), [**New York Stock Exchange**](#)

[**How much would you have today if you had invested \\$ 1,000 in McDonald's 10...**](#)

How much would you have today if you had invested \$ 1,000 in McDonald's 10 years ago?

Archyworldys | 27-Sep-2019

Tagged entities: [**McDonald's**](#)

[**Beyond Meat Stock Rebounds After McDonald's Pilot**](#)

Beyond Meat shares moved sharply higher after McDonald's announced a new pilot program at 28 restaurants evaluating the meatless patty.

Investopedia | 27-Sep-2019

Tagged entities: [**McDonald's**](#)

[**McDonald's using Amazon Alexa to help hire**](#)

Chicago area-based McDonald's Corp. (NYSE: MCD) has launched the world's first voice-initiated job application process called McDonald's Apply Thru as part of a recently launched hiring campaign. "Any operator or franchisee would agree that the ea...

American City Business Journals | 27-Sep-2019

Tagged entities: [**McDonald's**](#)

[**McDonald's enters the plant-based burger wars, setting up a showdown with Burger King**](#)

McDonald's plans to test a Beyond Meat burger in 28 Canadian restaurants.

CNBC | 27-Sep-2019

Tagged entities: [**McDonald's**](#), [**Restaurant Brands International**](#)

[McDonald's \(MCD\) to Launch Plant-Based Burger Test in Canada](#)

McDonald's (MCD) goes for a new plant-based burger trial in collaboration with Beyond Meat to introduce P.L.T., (Plant. Lettuce. Tomato.).

Zacks | 27-Sep-2019

Tagged entities: [McDonald's](#)

[Keurig \(KDP\) Partners With McDonald's to Market McCafe Coffee](#)

Keurig Dr Pepper (KDP) and McDonald's enter a licensing and distribution agreement for the McCafe coffee brand.

Zacks | 27-Sep-2019

Tagged entities: [McDonald's](#), [Keurig Dr Pepper](#)

[Stocks to Watch: Wells Fargo, Bank of New York Mellon, Pfizer, McDonald's, Peloton, and More](#)

By Ira Iosebashvili and Dave Sebastian Here are some of the companies with shares expected to trade actively in Friday's session. Stock movements noted by ticker reflect movements during...

4-traders | 27-Sep-2019

Tagged entities: [McDonald's](#), [BNY Mellon](#), [Peloton](#), [Pfizer](#), [Wells Fargo](#)

[Stocks to Watch: Wells Fargo, Bank of New York Mellon, McDonald's, Peloton, Micron Technology and More](#)

By Ira Iosebashvili Here are some of the companies with shares expected to trade actively in Friday's session. Wells Fargo, Bank of New York Mellon: Bank of New York Mellon Chairman and...

4-traders | 27-Sep-2019

Tagged entities: [McDonald's](#), [BNY Mellon](#), [Micron Technology](#), [Peloton](#), [Wells Fargo](#)

Last 25 SEC Filings

Type	Date	Title	CIK
8-K	20-Sep-2019	Current report	63908
8-K	12-Aug-2019	Current report	63908
424B2	08-Aug-2019	Prospectus [Rule 424(b)(2)]	63908
FWP	08-Aug-2019	Filing under Securities Act Rules 163/433 of free writing prospectuses	63908
424B2	08-Aug-2019	Prospectus [Rule 424(b)(2)]	63908
FWP	07-Aug-2019	Filing under Securities Act Rules 163/433 of free writing prospectuses	63908
10-Q	06-Aug-2019	Quarterly report [Sections 13 or 15(d)]	63908
8-K	26-Jul-2019	Current report	63908
8-K	22-Jul-2019	Current report	63908
11-K	25-Jun-2019	Annual report of employee stock purchase, savings and similar plans	63908
8-K	30-May-2019	Current report	63908

<u>SD</u>	30-May-2019		<u>63908</u>
<u>10-Q</u>	08-May-2019	Quarterly report [Sections 13 or 15(d)]	<u>63908</u>
<u>8-K</u>	30-Apr-2019	Current report	<u>63908</u>
<u>DEF 14A</u>	11-Apr-2019	Other definitive proxy statements	<u>63908</u>
<u>DEFA14A</u>	11-Apr-2019	Additional definitive proxy soliciting materials and Rule 14(a)(12) material	<u>63908</u>
<u>S-8</u>	25-Mar-2019	Securities to be offered to employees in employee benefit plans	<u>63908</u>
<u>PRE 14A</u>	22-Mar-2019	Other preliminary proxy statements	<u>63908</u>
<u>8-K</u>	22-Mar-2019	Current report	<u>63908</u>
<u>8-K</u>	27-Feb-2019	Current report	<u>63908</u>
<u>8-K</u>	25-Feb-2019	Current report	<u>63908</u>
<u>10-K</u>	22-Feb-2019	Annual report [Section 13 and 15(d), not S-K Item 405]	<u>63908</u>
<u>SC 13G</u>	14-Feb-2019	Statement of acquisition of beneficial ownership by individuals	<u>63908</u>
<u>SC 13G/A</u>	11-Feb-2019	Statement of acquisition of beneficial ownership by individuals [Amend]	<u>63908</u>
<u>SC 13G/A</u>	06-Feb-2019	Statement of acquisition of beneficial ownership by individuals [Amend]	<u>63908</u>

Copyright © 2019 PitchBook Data, Inc. All rights reserved.
Provided under contract for the exclusive use of subscriber Kevin Barrett, PitchBook Data.